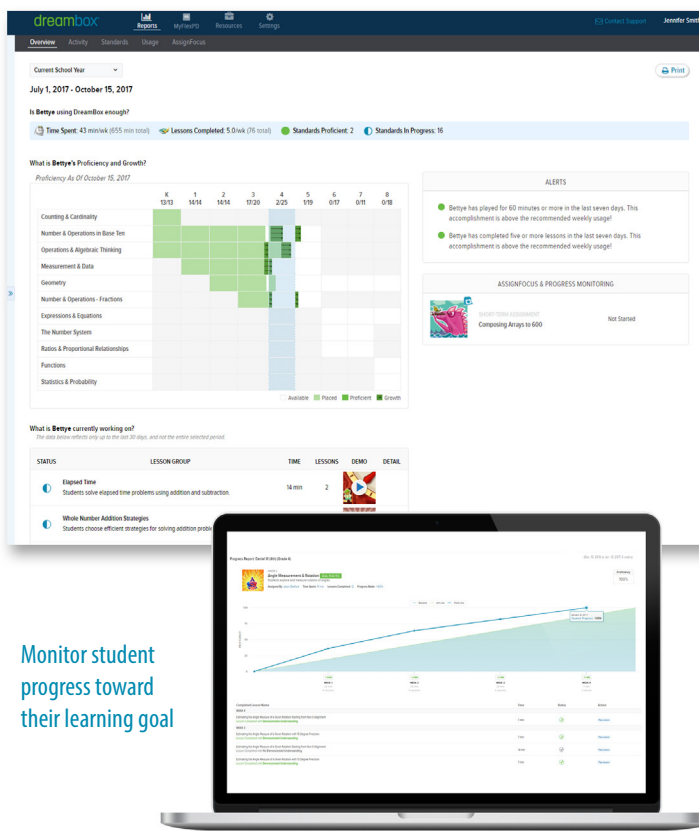


DreamBox Learning Response to Intervention

INCREASE EFFECTIVENESS WITH DEEP LEARNING AND DETAILED PROGRESS MONITORING

Nationally, 60 percent of Grade 4 and 66 percent of Grade 8 students are below proficient in the NAEP.¹ Using a powerful combination of engaging, evidence-based math curriculum and embedded formative assessment, DreamBox Learning® Math adapts to each student's unique learning needs while providing in-the-moment insights for educators to make the best data-informed instructional decisions for every student.



Monitor student
progress toward
their learning goal

ACTIONABLE DATA FOR EDUCATORS

DreamBox Learning equips teachers with the tools they need to monitor progress in real-time and use relevant, up-to-date insights to personalize learning for students.

- **Identify** areas of struggle within standards and across grade levels.
- **Monitor** learning growth over time with automatically generated progress reports.
- **Predict** if students are on track to meet individualized learning goals.

PERSONALIZE INTERVENTIONS FOR EACH STUDENT

Provide every student with an age-appropriate and engaging environment that motivates them to persist, progress, and achieve success.

- **Deliver** intervention tailored to exact need of each student.
- **Respond** to student actions with formative feedback in the moment of learning.
- **Empower** sense-making and conceptual understanding through visual representations of mathematical ideas.

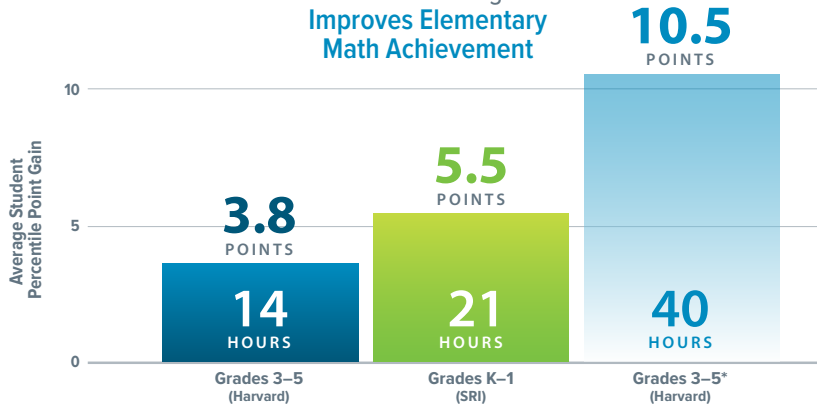
1. 2015 NAEP Data from www.nationsreportcard.gov

“We use DreamBox to drive our one-on-one instruction and lesson plans so we can focus on kids who have huge gaps in their learning. We are able to see where each student is in their learning and where they need additional support, which makes our intervention a lot more powerful for our students.”

Anna Wiley | Math Intervention Teacher, DeKalb Central School District

EVIDENCE-BASED INTERVENTION FOR GRADES K-8 IN ENGLISH AND SPANISH

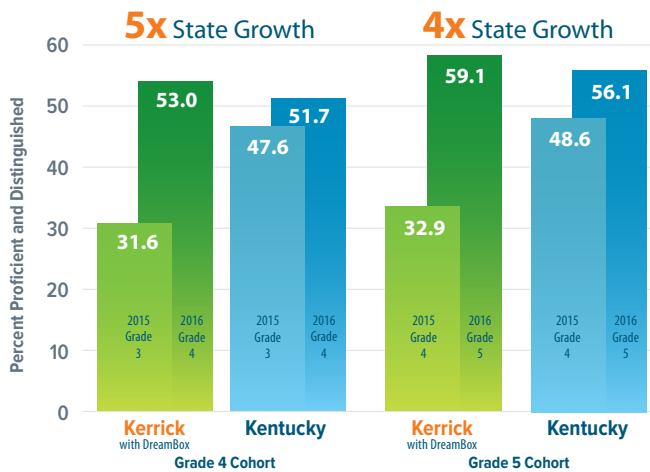
DreamBox Learning® Math Improves Elementary Math Achievement



Source: Results for Grades 3-5 were reported by Harvard University's Personalized Learning Collaborative (PLC) at Center for Education Policy Research (CEPR), 2016. Results for Grades K-1 were reported from SRI, 2010. Improvement was measured using NWEA MAP assessments. Both reports are available at www.dreambox.com. *Harvard analyses suggest the observed average improvement of students using DreamBox is a linear relationship "and that achievement gains continue to rise at the same rate as DreamBox usage increases."

THIRD-PARTY RESEARCH

A study from the Center for Education Policy Research (CEPR) at Harvard University Students demonstrates that students using DreamBox Learning Math for 14 hours can increase achievement by 4 percentile points.



DOUBLE DIGIT GAINS FOR KERRICK ELEMENTARY SCHOOL

DreamBox helps reverse a decline in school-wide math assessment scores through a personalized solution aligned to the math curriculum.

“DreamBox gives us information to determine our students’ instructional needs and to have discussions about how we can differentiate our Tier 1 students while supporting our Tier 2 and Tier 3 students.”

Gina Finnell Ziegler | Goal Clarity Coach, Kerrick Elementary School, KY

ABOUT DREAMBOX LEARNING

DreamBox Learning is an adaptive, online K-8 math program designed to complement classroom instruction and proven to positively impact student outcomes. Combining a motivating, game-like environment with a rigorous, standards-aligned curriculum, it responds to learners’ actions and decisions by continuously adapting to support student competency with math concepts, and promoting strategies for fluency and application—all while empowering educators with real-time data and academic insights to inform instruction.



Learn more. Visit dreambox.com